

Returns on Investment - 2019



vtrade
Your Vision, Our Mission

Vtrade Capital Investments LLC

London | Dubai | Grand Cayman

Total Investment (USD)	Net Profit (USD)	Total in Percentage (%)	Year
1,000,000	338,164.90	33.81%	2019

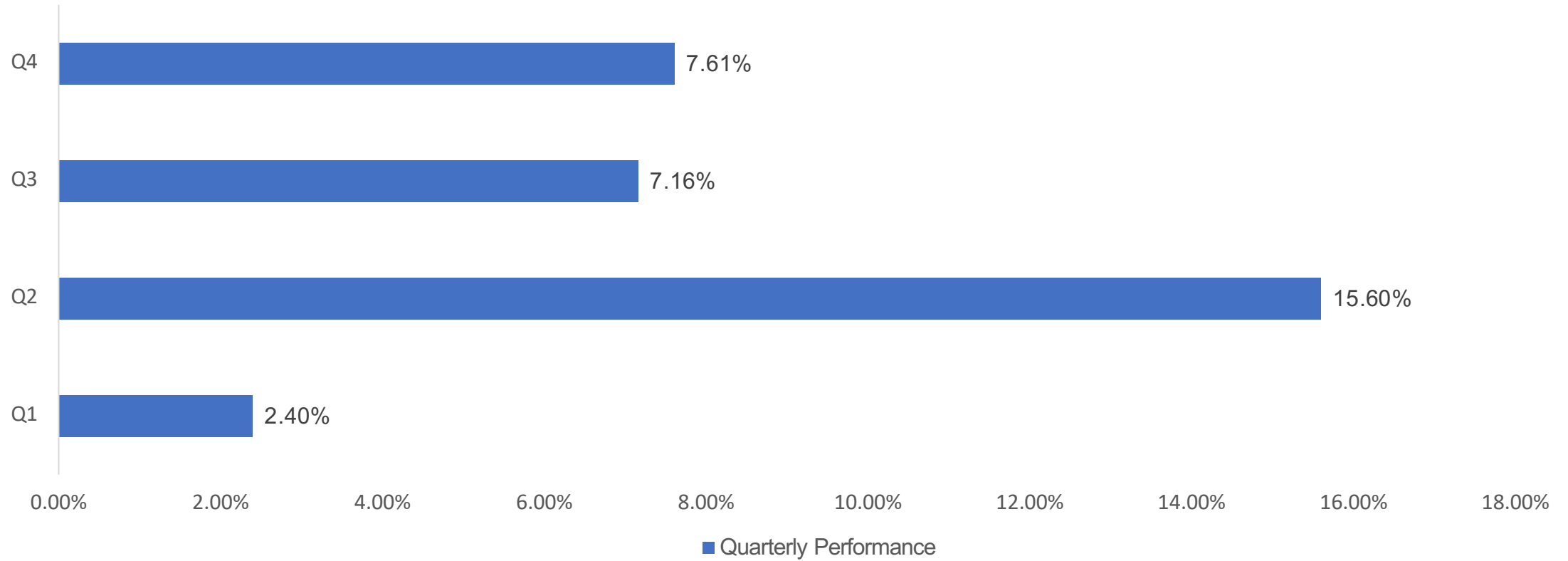
Quarterly Performance - 2019



vtrade
Your Vision, Our Mission

Vtrade Capital Investments LLC

London | Dubai | Grand Cayman



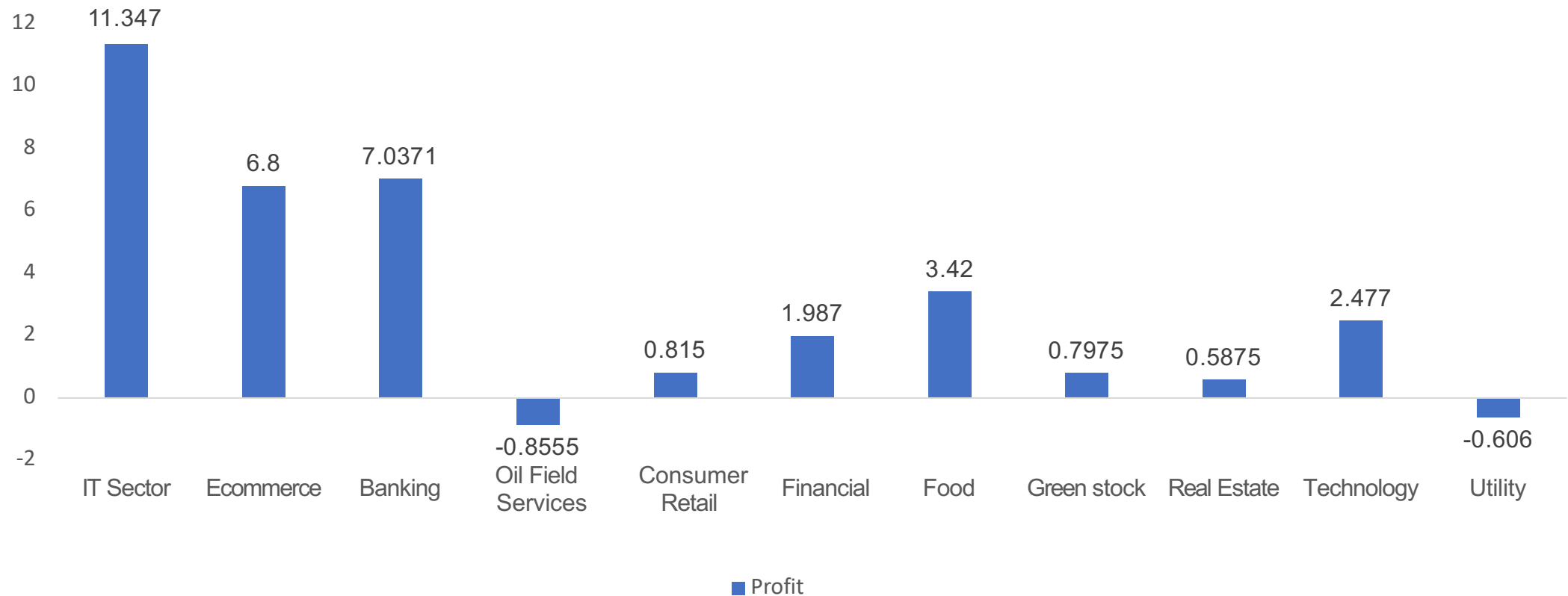
Sector-wise Performance - 2019



vtrade
Your Vision, Our Mission

Vtrade Capital Investments LLC

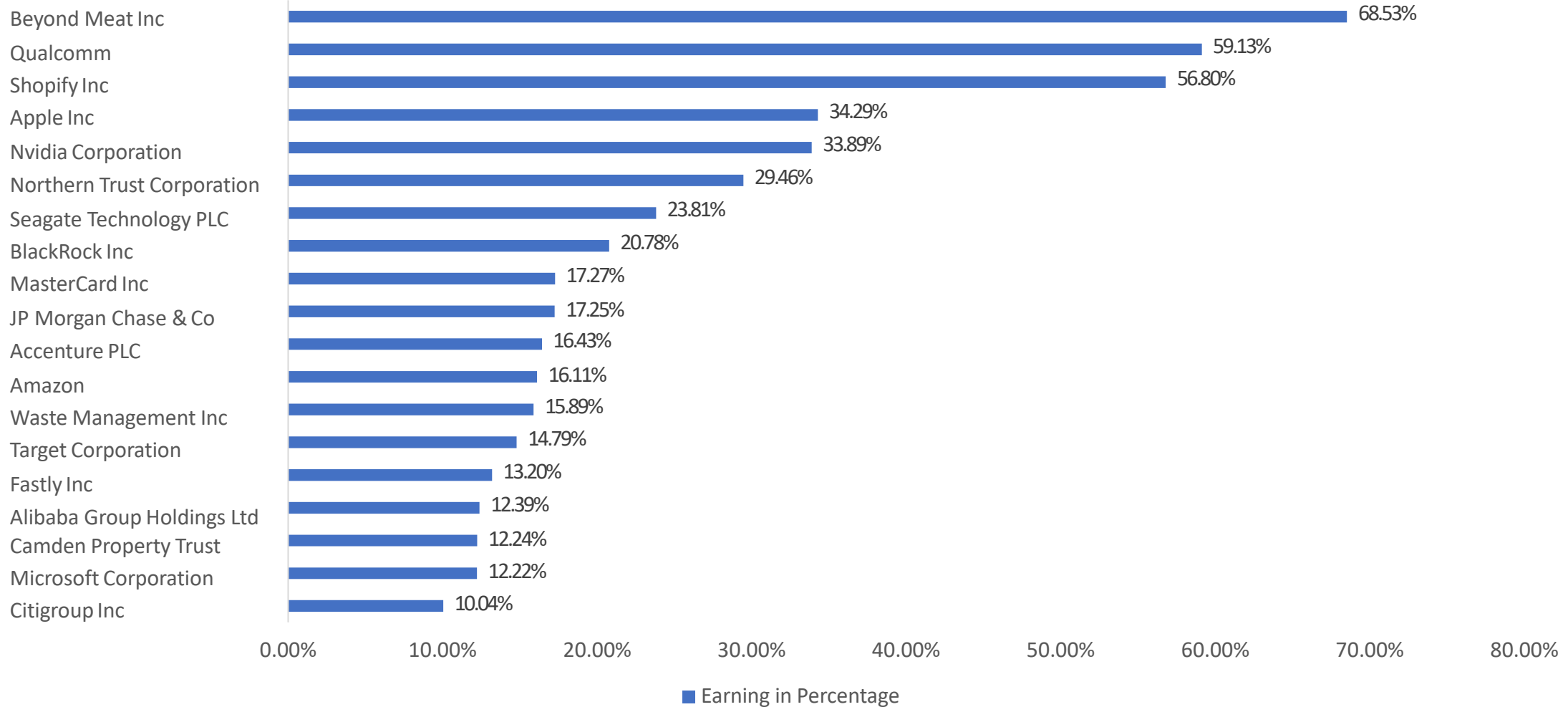
London | Dubai | Grand Cayman



Best Performing Stocks - 2019



vtrade
Your Vision, Our Mission
Vtrade Capital Investments LLC
London | Dubai | Grand Cayman



Investments - 2019



vtrade

Your Vision, Our Mission

Vtrade Capital Investments LLC

London | Dubai | Grand Cayman

Start Date	Stock	Quantity	Buy Price	Amount	End Date	Quantity	Sell Price	Amount	P&L	Sector
3/8/2019	Shopify Inc	500	192.02	96010	6/7/2019	500	301.11	150555	54545	Ecommerce
5/29/2019	Beyond Meat Inc	500	99.8	49900	7/12/2019	500	168.2	84100	34200	Food
8/26/2019	BlackRock Inc	400	408.27	163308	6/11/2019	400	493.11	197244	33936	Banking
9/17/2019	Nvidia Corporation	500	180.4	90200	12/20/2019	500	241.54	120770	30570	IT
1/30/2019	Qualcomm	1000	49.41	49410	4/17/2019	1000	78.63	78630	29220	IT
2/22/2019	Apple Inc	500	159.72	79860	4/30/2019	500	214.5	107250	27390	IT
1/18/2019	Accenture PLC	1000	150.72	150720	3/27/2019	1000	175.49	175490	24770	Technology
8/27/2019	Norther Trust Corporation	1000	83.82	83820	12/5/2019	1000	108.52	108520	24700	Banking
6/17/2019	Mastercard Inc	500	229.99	114995	7/17/2019	500	269.73	134865	19870	Financial
1/25/2019	Seagate Technology PLC	1500	45.69	68535	9/7/2019	1500	56.57	84855	16320	IT
8/30/2019	Alibaba Group Holdings Ltd	500	173.66	86830	4/12/2019	500	195.19	97595	10765	Ecommerce
10/28/2019	Microsoft Corporation	500	140.91	70455	12/26/2019	500	158.13	79065	8610	IT
3/21/2019	JPMorgan Chase & Co	500	97.32	48660	4/24/2019	500	114.11	57055	8395	Banking
11/5/2019	Target Corporation	500	110.14	55070	11/20/2019	500	126.44	63220	8150	Consumer Retail
3/11/2019	Waste Management Inc	500	100.35	50175	5/7/2019	500	116.3	58150	7975	Green stock
1/30/2019	Camden Property Trust	500	95.95	47975	7/8/2019	500	107.7	53850	5875	Real estate
5/14/2019	Citigroup Inc	500	66.49	33245	7/22/2019	500	73.17	36585	3340	Banking
3/13/2019	Amazon	10	1731	17310	12/7/2019	10	2009.89	20098.9	2789	Ecommerce
2/8/2019	Fastly Inc	500	20.6	10300	11/22/2019	500	23.32	11660	1360	IT
6/17/2019	Halliburton Company	500	21.97	10985	8/14/2019	500	18.2	9100	-1885	Oil Field Services
7/6/2019	General Electric Company	6000	10.15	60900	8/14/2019	6000	9.14	54840	-6060	Utility
4/4/2019	Schlumberger NV	1000	44.72	44720	5/13/2019	1000	38.05	38050	-6670	Oil Field Services